


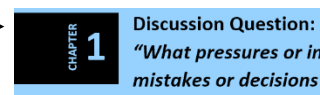


Holy Family Parish Book Club : Rebuilt

SESSION 1

Facilitators Guide - Session Outline

0:00-0:15	Opening prayer and Father Laszlo's introduction to study
0:15-0:20	Summary of structure of sessions, format, components etc
0:20-0:25	Facilitators distribute participant guides and orient their small group with the various components (see notes below)
0:25-0:35	Table ice breaker
0:35-0:55	Video #1
0:55-1:00	5 minute Break
1:00-1:25	Small group discussion
1:25-1:30	Closing comments and prayer

- Ask everyone to take out their **"Rebuilt" book and study guide**. These should be kept close by, and referred to regularly during the discussions. If anyone forgot their book – no problem, ask them to bring it to the next session. If anyone forgot their study guide, didn't get one, or didn't complete it – no problem. The purpose of the study guide was to reflect and make notes after reading each chapter, and refer to those notes during the table discussion, but if, for whatever reason they do not have it, they can still fully participate in the sessions.
 - Distribute a blue **participant guide**, to each member of the group. Participants will receive one of these for each of the 6 Book Club sessions. Each participant guide contains the theme of the session, the small group discussion questions, and other important information, reflections, and tasks. *FYI – The questions in the blue participant guides are not the same as the questions in the white study guides, but are closely related.
 - In the blue **participant guides**, you'll see **chapter references** like this:  Turn to that chapter in your **"Rebuilt" book and study guide**, as the question or activity is related to the content of that particular chapter.
 - Some participants may arrive with a blue **Holy Family Prayer Journal**, or other note book. They may have chosen to make their notes while reading the book here, rather than in the white study guide. They may also choose to make their notes during the session, in their blue prayer journal, rather than in the blue participant guides. These decisions are totally up to the preference of the individual!
- ***If a member of your group does not have a blue **Holy Family Prayer Journal**, and would like one – please ask a coordinator for one.



Facilitators Guide – Introduction & Video

CHAPTER
INTRO

Ice breaker - QUICK FIRE INTRODUCTIONS!

Each person take 1 minute (MAX!) to introduce yourself by sharing:

- Your name
- One thing about Holy Family that you are proud of, and would share with others.
- The main reason why you chose to join this book club.

FACILITATOR NOTE:

- Set the tone for flow of your table discussions by sticking to the 1 minute MAX per person time limit.
- Facilitator should go first, and make sure to only take 30 seconds – setting the appropriate pace and length for others to follow.
- ***IMPORTANT – Please **take a note (on the orange sheet)** of some responses from your table. **These will be collected**, and shared with other participants, and other parishioners.

Watch Video #1:**Do we know our “why”?**

Why are things the way they are in our church? How did the culture in our parish come about? Why do we do what we do? What are the real reasons why we go to church?

Churches are struggling, especially Catholic Churches. Father Michael shares the problems he discovered upon arriving at The Church of the Nativity, and the root cause of these problems which are shared by many Churches – that they have lost their core mission.

Using scripture, we look at how the devil tempted Jesus to abandon his mission (unsuccessfully of course), and how as a Church we need to stay focused on being a Church that makes disciples.

Are we being distracted from our true purpose by things which are out of alignment or even in direct contradiction to our mission? Are we seeking the safe, comfortable satisfaction that comes from maintaining the status quo. Are we being tempted to spend our time on things which seem easier or more rewarding than what we should really be doing as followers of Christ?

Holy Family Parish Book Club : Rebuilt

SESSION 1

Facilitators Guide – Small Group Discussion

FACILITATOR NOTE:

- Take 30 seconds to review the “Keep the Conversation Alive” guidelines on the Yellow sheet.
- Ask participants to have their books & study guides opened at the chapter **1** indicated next to the question.

CHAPTER 1

Discussion Question:

“What pressures or influences can cause us (as a church) to make mistakes or decisions which are contrary to our mission?”

FACILITATOR NOTE:

- Keep the discussion on the pressures / influences, and try not to dwell too much on the mistakes themselves. Allow people to express themselves freely, without judgment, and don't be defensive to any comments you may disagree with.

Examples for facilitator to use (only if needed), to get things going):

Mistake: Repeating the same list of yearly parish events.

Pressure / influence: Fear of change / feeling of comfort in the status quo, even if it doesn't serve our Mission.

CHAPTER 2

Discussion Question:

“In what ways are we being more obedient to broken systems and the wrong culture within the church, than we are to God's will for His Church?” (Discuss specific examples)

FACILITATOR NOTE:

- If this discussion results in an examination of issues in society, and culture in general – gently remind your group that we should focus on the culture within the church. If necessary – acknowledge that a participant is making a good point, and respectfully suggest ***“let's put a pin in that one for another time”***, and focus within the church.

Examples for facilitator to use (only if needed), to get things going):

Example: Parishioners feeling like they own, or are entitled to a particular place in the pews.

God's will for His Church: To be a welcoming community who invite others and put the needs of those others before their own.

CHAPTER 1&2

CALL TO ACTION:

List one or two steps you will take over the next week, which are aligned with our mission, and are in obedience to God’s will for His Church.

(This could be as simple as inviting someone to come to church, or sitting in the middle of the pew to make it easier for a latecomer to discreetly take their seat next to the aisle. Or it could be as significant as volunteering for ministry service, or reflecting on your previous reaction to events or changes in the parish, and rethinking your position or attitude towards those things.)

FACILITATOR NOTE:

- After reading the CALL TO ACTION to your group – give everyone a few moments to reflect and make their notes, then ask if anyone would like to share the step(s) they intend to take.
- Allow participants to share, but remind them to please be brief to allow others to share, within the time.
- Have your own step(s) ready to share, but only do so if needed – if nobody else wants to speak first.

Additional notes:
